

601600

**中国铝业股份有限公司**  
**2021 年半年度报告摘要**

1.1


[www.sse.com.cn](http://www.sse.com.cn)

1.2



1.3

1.4

1.5




H



2.2

			(%)
	194,112,276	194,901,684	- 0.41
	57,480,337	54,332,010	5.79
			(%)
	120,735,767	84,108,752	43.55
	3,075,160	35,712	8,511.00
	4,336,585	- 315,581	
	9,522,304	6,011,631	58.40
%	5.78	0.07	5.71
	0.174	- 0.006	
	0.174	- 0.006	

2.3 10

						:
						392,018
10						
		(%)				
1		29.67	5,050,376,970	0		0
H 2		23.11	3,933,283,977	0		
		4.94	841,600,264	0		0
		3.95	671,882,629	0		0
		2.63	448,284,993	0		0
A		2.03	346,161,948	0		0

		1.48	252,392,929	0		0
		1.40	238,377,795	0		0
		0.54	92,273,200	0		0
		0.49	84,203,869	0		0

1

A

H

2021 6 30

	18 03	155032	2018.11.14	2021.11.16	14	4.19
	18 04	155033	2018.11.14	2023.11.16	16	4.50
	19 01	155166	2019.01.22	2022.01.23	20	3.80
	19 G3	155594	2019.08.08	2029.08.09	20	4.55
	19 G4	155677	2019.09.04	2022.09.05	10	3.50
	20 01	163219	2020.03.04	2025.03.05	5	3.30
	20 02	163312	2020.03.19	2023.03.20	10	3.05
	18 MTN002	101801190.IB	2018.10.19	2021.10.23	20	5.10
	19 MTN001	101900733.IB	2019.05.22	2024.05.24	20	4.08
	19 MTN002	101901591.IB	2019.11.19	2022.11.20	15	4.20
	20 MTN001	102000388.IB	2020.03.25	2023.03.26	9	2.93
	20 MTN002	102002237.IB	2020.12.02	2022.12.04	10	4.45
	21 SCP001	012100360.IB	2021.01.22	2021.07.23	20	2.75
	21 GN00 ( )	132100058.IB	2021.05.31	2022.02.25	4	2.60
	21 SCP006	012102269.IB	2021.06.21	2021.09.20	20	2.43

	60.87	63.48
EBITDA	6.16	3.05